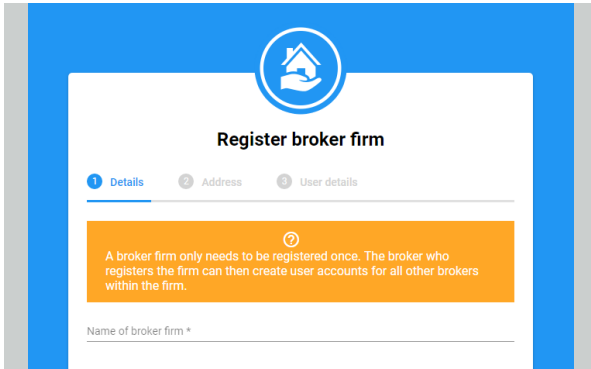


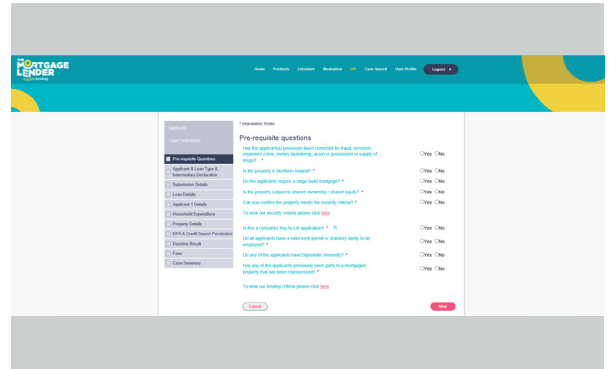
ETECH SUBMISSION

Here are 5 simple steps to get started with eTech. If you are not already registered to submit business to TML, please register first at www.themortgagelender.com/register



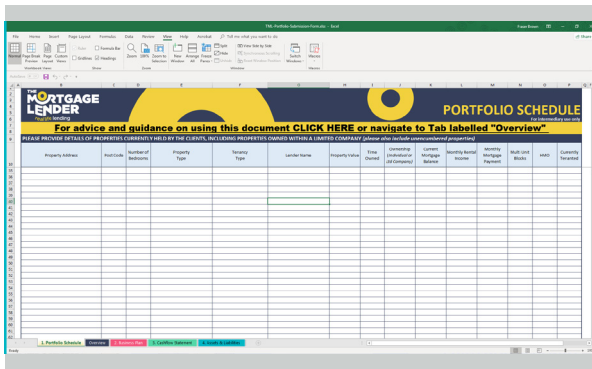
01 REGISTER YOUR FIRM WITH ETECH

[Click here](#) to register with eTech's BTL Hub.



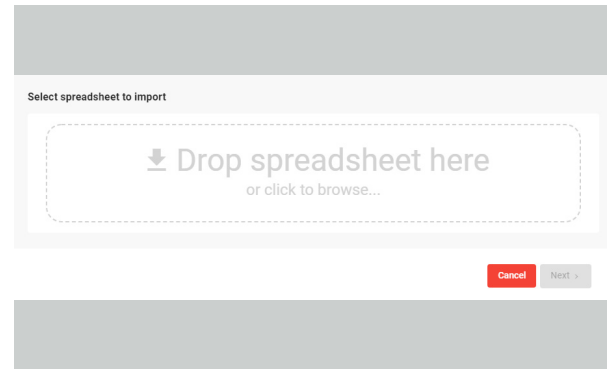
02 SUBMIT TML APPLICATION

Submit your TML application and pay any relevant fees as normal. The TML application number will also be the eTech reference.



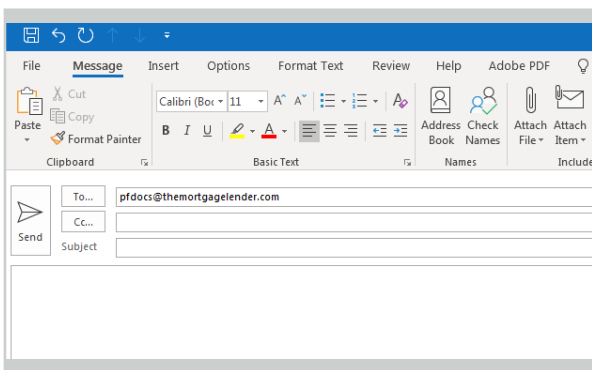
03 COMPLETE SUBMISSION FORM

Full guidance on how to complete this form can be found in the [Overview](#) tab.



04 DRAG AND DROP FUNCTION

Once completed, you can drag and drop the form on the eTech portal and the provided information will be uploaded for assessment.



05 SUBMISSION

Once step 4 has been completed, the Portfolio Submission Form must also be emailed to pfdocs@themortgagelender.com.

After the form has been submitted, the application will be [reviewed by an underwriter](#) against our portfolio and lending criteria. We will then be in touch to discuss the application and any further case specific requirements.